



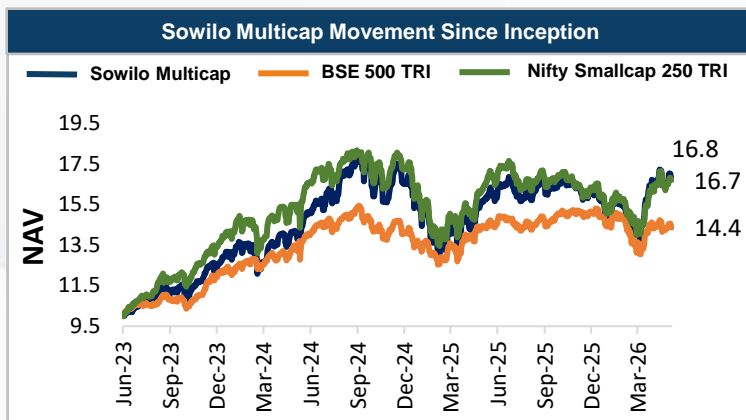
**Investment Philosophy:** We invest in businesses which are scalable, generate higher returns, have technological edge, are market leaders and have strong and ethical management team with good governance. We perceive buying of equities only as a medium to buy great businesses. Investment will be long term, multi-sector and multi-cap, purely based on bottom-up approach. Investments will be based on In-house research, defining investible universe which qualify the above rigorous test.



### Investment Objective:

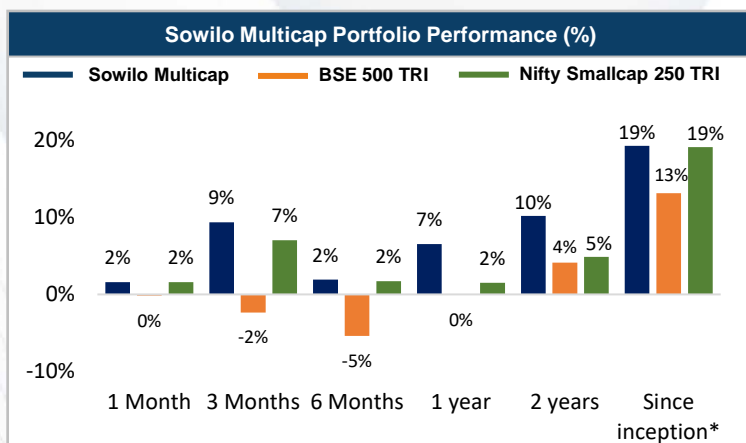
- Long term capital appreciation by primarily investing in businesses through equity & equity related instruments across market capitalization.
- The fund will be investing across large cap, mid cap and small cap companies.

Top 10 Holdings (%)	
IIFL Finance Ltd	3.2
Biocon Ltd	3.1
Angel One Ltd	2.8
Axis Bank Ltd	2.6
JK Tyre And Industries Ltd	2.5
Landmark Cars Ltd	2.3
Universal Cables Ltd	2.3
Aditya Birla Capital Ltd	2.2
Kalpataru Projects International Ltd	2.2
Zensar Technologies Ltd	2.1



**Rs. 1 Crore invested in Sowilo Multicap Fund in June 23 is now worth Rs. 1.68 Crores v/s Rs. 1.44 crores in BSE 500-TRI v/s Rs. 1.67 crores in Nifty Smallcap 250-TRI**

Top Sector Weights (%)	
Pharmaceuticals	7.4
Finance (including NBFCs)	6.0
Banks	5.6
Construction	5.6
Other Financial Services	5.0
Textiles	4.7
Housing Finance	3.5
Capital Goods	3.5
IT Consulting & Software	3.4



Sowilo Multicap Fund Portfolio Metrics	
Total Assets under Management & Advisory in Rs. Crores.	159
Weighted Average Market Cap in Rs. Crores.	44,993
Median Market Cap in Rs. Crores.	8,084

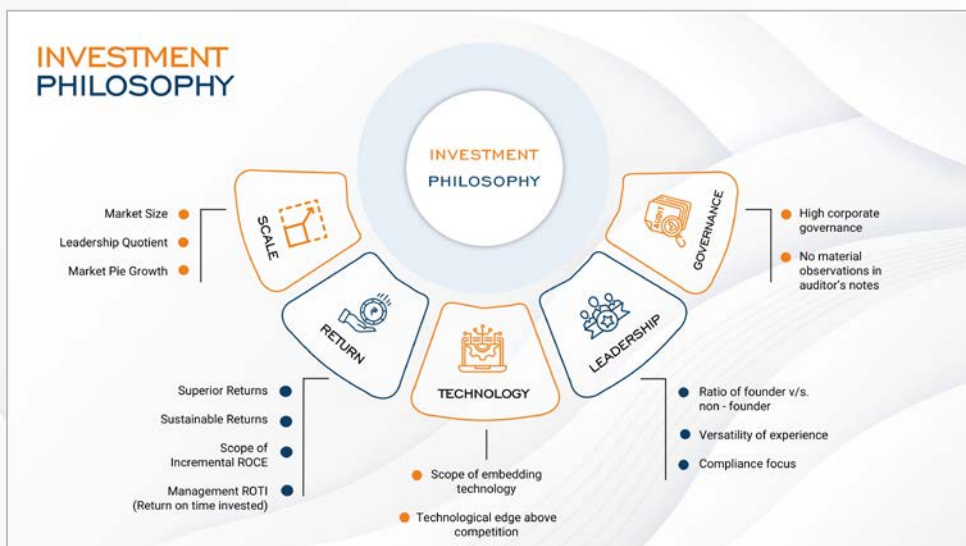


### Indicative Investment Horizon:

Ideal investment horizon for any equity investment should be long term in nature for compounding and wealth creation of the investor.

Minimum horizon expected is 3 years.

Risk Parameters	
<b>(Since Inception)</b>	
<b>CAPM Beta</b>	
Sowilo Multicap	1.27
BSE 500 TRI	1.00
<b>Ann. Std. Deviation</b>	
Sowilo Multicap	21.83
BSE 500 TRI	15.11
<b>Sharpe Ratio</b>	
Sowilo Multicap	0.90
BSE 500 TRI	0.88



### KEY TERMS

<b>Fund Name</b>	Sowilo Multicap Fund
<b>Platform/Structure</b>	Discretionary Portfolio Management Services
<b>Benchmark</b>	BSE 500 TRI
<b>Portfolio Manager</b>	Mr. Sandip Agarwal
<b>Minimum Initial Investment Amount</b>	Rs. 50 Lakhs
<b>Minimum Add-on Investment Amount</b>	Rs. 5 Lakhs
<b>Fees</b>	As per Agreement
<b>Exit Charges</b>	As per Agreement

### Sandip Agarwal – Co-founder and Fund Manager

Sandip is a Chartered Accountant (AIR -31 CA Final) with more than 22 years of experience in varied fields. His core expertise has been financial research and advisory and has served mutual funds / pension funds / insurance funds across India and globe in the technology, telecom and internet sector. He has handled clients based in US, Europe, Australia, Southeast Asia etc. His clients include global funds like ADIA (UAE), Oppenheimer Holdings, Capita, T Rowe, Fidelity, Wasatch, Platinum (Australia), Amundi, Schroders and many other HNI across globe.

Sandip has been ranked No 2 in Asia Money best technology analyst awards in 2020, Ranked No 1 in Asia Money best technology analyst awards in 2021 and Ranked No 2 in Asia Money best technology analyst awards in 2022. Last worked as Executive Director (Lead Analyst – IT, Telecom & Internet) at Edelweiss Financial Services (now Nuvama) from Jan 2012– Dec 2022. He is regularly featured on financial channels like CNBC, Bloomberg and ET Now. He also has been covered by financial newspapers like Economic Times and Business Standard. With his versatile experience, Sandip leads fund management team at Sowilo.

**NOTE:** Inception Date of Sowilo Multicap Fund is 26<sup>th</sup> June 2023. Performance figures are net of all fees and expenses. Sowilo Portfolio returns are composite returns of all the portfolios aligned to the investment approach as on 31<sup>st</sup> May 2026. Returns for individual client may differ due to the timing of inflows and outflows of funds and differences in the portfolio composition because of restrictions and other constraints. Past performance may or may not be sustained in future and should not be used as basis for comparison with other investments. Returns for 1 year or lesser time horizon are absolute returns, while more than 1 year are CAGR. Returns have been calculated using Time Weighted Rate of Return method (TWRR) as prescribed by the SEBI.

**SOURCE:** Market Cap is according to AMFI Classification which happens half yearly. Classification as on 31<sup>st</sup> December 2025. As per SEBI regulatory requirement, the benchmark for this investment approach is BSE 500 TRI.

**DISCLAIMER:** Any information contained in this material shall not be deemed to constitute an advice, an offer to sell/purchase or as an invitation or solicitation to do for security of any entity and further Sowilo Investment Managers LLP and its employees/directors shall not be liable for any loss, damage, liability whatsoever for any direct or indirect loss arising from the use of this information. Recipients of this information should exercise due care and caution and read the Disclosure Document (if necessary, obtaining the advice of finance/other professionals) prior to taking any decision on the basis of this information.

Sowilo Investment Managers LLP has not independently verified all the 3<sup>rd</sup> party information and opinions given in this material. Accordingly, no representative or warranty, express or implied, is made as to the accuracy, completeness or fairness of the information and opinions contained in this material. The performance related information provided herein is not verified by SEBI nor has SEBI certified the accuracy or adequacy of the same.

Sowilo Investment Managers LLP – SEBI Registered Portfolio Manager (INP000008127)