



Investment Philosophy: We invest in businesses which are scalable, generate higher returns, have technological edge, are market leaders and have strong and ethical management team with good governance. We perceive buying of equities only as a medium to buy great businesses. Investment will be long term, multi-sector and multi-cap, purely based on bottom-up approach. Investments will be based on In-house research, defining investible universe which qualify the above rigorous test.

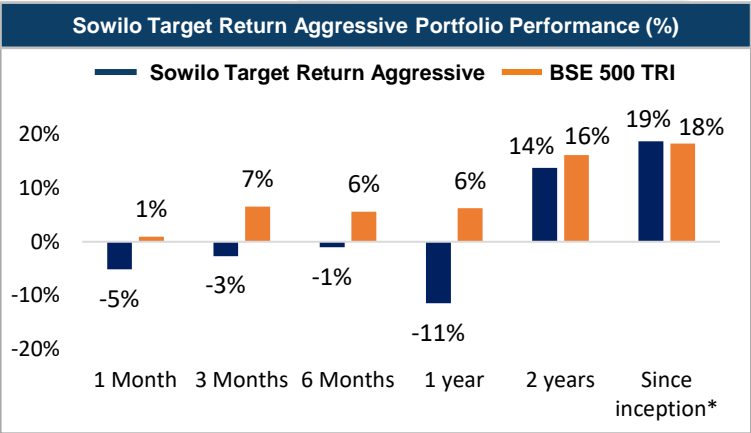
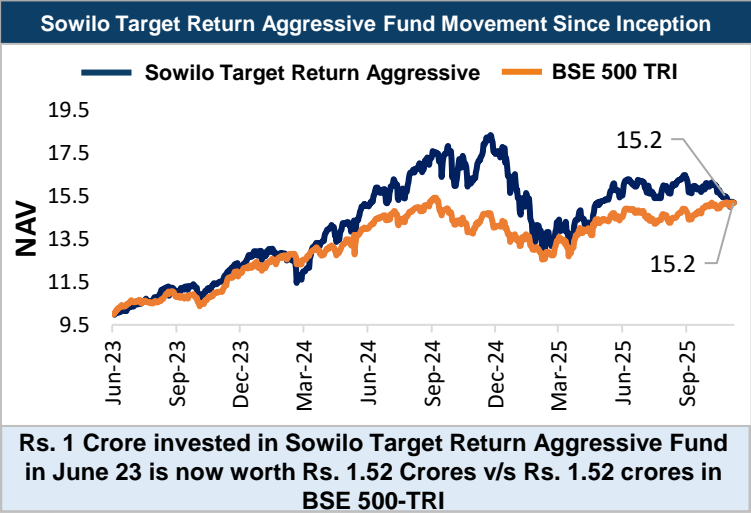


Investment Objective: This scheme is for high-risk investors who by nature are long-term but are dynamic in their approach. They have a higher appetite for both risk and return and obsess for higher IRR on a small portion of their overall capital. This scheme gives an opportunity to otherwise conversant investors to test their hypothesis, play cycles, sectors, and macro & micro events. This scheme is recommended for the informed investors who understand the basic premise of financial markets where risk and returns move in tandem, and we assume the investor understands and is capable of choosing a point on isoquant curve (risk reward graph).

Top 10 Holdings (%)	
Landmark Cars Limited	5.9
Nesco Ltd	4.9
Arvind Smartspaces Ltd	3.8
Swiggy Ltd	3.0
Granules India Ltd	3.0
JK Tyre And Industries Ltd	2.9
SAMHI Hotels Limited	2.9
Gujarat Ambuja Exports Ltd	2.8
Ram Ratna Wires Ltd	2.7
Aarti Drugs Ltd	2.7

Top Sector Weights (%)	
Automobile	5.9
Pharmaceuticals	5.8
Other Elect Equip Prod	5.3
Hotels	5.1
Misc Commercial Services	4.9
Specialty Retail	4.5
Other Industrial Products	4.1
Miscellaneous	3.8
Realty	3.8

Target Return Aggressive Fund Portfolio Metrics	
Total Assets under Management & Advisory in Rs. Crores.	53
Weighted Average Market Cap in Rs. Crores.	61,432
Median Market Cap in Rs. Crores.	5,905

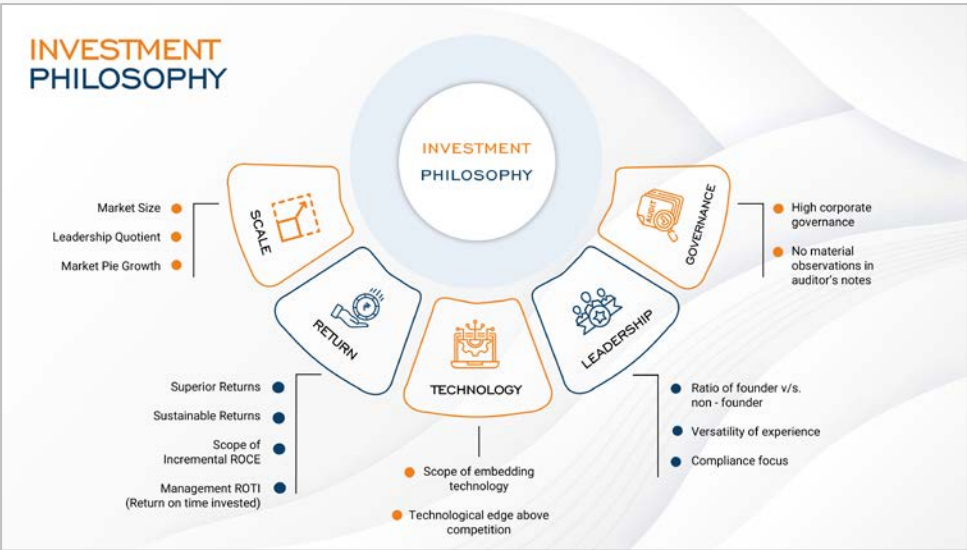


Indicative Investment Horizon:

Ideal investment horizon for any equity investment should be long term in nature for compounding and wealth creation of the investor.

Minimum horizon expected is 3 years.

Risk Parameters	
(Since Inception)	
CAPM Beta	
Sowilo Target	1.22
BSE 500 TRI	1.00
Ann. Std. Deviation	
Sowilo Target	20.47
BSE 500 TRI	12.87
Sharpe Ratio	
Sowilo Target	0.93
BSE 500 TRI	1.35



KEY TERMS	
Fund Name	Sowilo Target Return Aggressive Fund
Platform/Structure	Discretionary Portfolio Management Services
Benchmark	BSE 500 TRI
Portfolio Manager	Mr. Sandip Agarwal
Minimum Initial Investment Amount	Rs. 100 Lakhs
Minimum Add-on Investment Amount	Rs. 5 Lakhs
Fees	As per Agreement
Exit Charges	As per Agreement

SANDIP AGARWAL - Co-founder and Fund Manager

Sandip is a Chartered Accountant (AIR -31 CA Final) with more than 22 years of experience in varied fields. His core expertise has been financial research and advisory and has served mutual funds / pension funds / insurance funds across India and globe in the technology, telecom and internet sector. He has handled clients based in US, Europe, Australia, Southeast Asia etc. His clients include global funds like ADIA (UAE), Oppenheimer Holdings, Capita, T Rowe, Fidelity, Wasatch, Platinum (Australia), Amundi, Schroders and many other HNI across globe.

Sandip has been ranked No 2 in Asia Money best technology analyst awards in 2020, Ranked No 1 in Asia Money best technology analyst awards in 2021 and Ranked No 2 in Asia Money best technology analyst awards in 2022. Last worked as Executive Director (Lead Analyst – IT, Telecom & Internet) at Edelweiss Financial Services (now Nuvama) from Jan 2012– Dec 2022. He is regularly featured on financial channels like CNBC, Bloomberg and ET Now. He also has been covered by financial newspapers like Economic Times and Business Standard. With his versatile experience, Sandip leads fund management team at Sowilo.

NOTE: Inception Date of Sowilo Target Return Aggressive Fund is 23rd June 2023. Performance figures are net of all fees and expenses. Sowilo Portfolio returns are composite returns of all the portfolios aligned to the investment approach as on 30th November 2025. Returns for individual client may differ due to the timing of inflows and outflows of funds and differences in the portfolio composition because of restrictions and other constraints. Past performance may or may not be sustained in future and should not be used as basis for comparison with other investments. Returns for 1 year or lesser time horizon are absolute returns, while more than 1 year are CAGR. Returns have been calculated using Time Weighted Rate of Return method (TWRR) as prescribed by the SEBI.

SOURCE: Market Cap is according to AMFI Classification which happens half yearly. Classification as on 30th June 2025. As per SEBI regulatory requirement, the benchmark for this investment approach is BSE 500 TRI.

DISCLAIMER: Any information contained in this material shall not be deemed to constitute an advice, an offer to sell/purchase or as an invitation or solicitation to do for security of any entity and further Sowilo Investment Managers LLP and its employees/directors shall not be liable for any loss, damage, liability whatsoever for any direct or indirect loss arising from the use of this information. Recipients of this information should exercise due care and caution and read the Disclosure Document (if necessary obtaining the advice of finance/other professionals) prior to taking any decision on the basis of this information.

Sowilo Investment Managers LLP has not independently verified all the 3rd party information and opinions given in this material. Accordingly, no representative or warranty, express or implied, is made as to the accuracy, completeness or fairness of the information and opinions contained in this material. The performance related information provided herein is not verified by SEBI nor has SEBI certified the accuracy or adequacy of the same.